



JULIS - besonders.schön.genäht


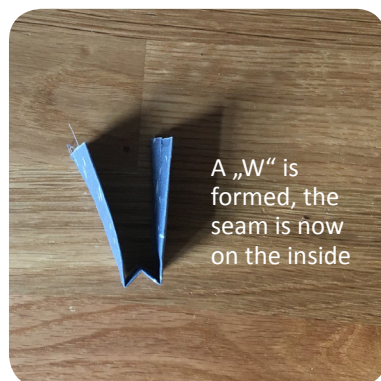


Doll Tea Bags


Sewing tutorial for mini tea bags
(1 ¼" x 1 ¾")



You'll need:

- Scraps of woven fabric (cotton)
- Fiberfill and/ or dried flowers (e.g. lavender)
- Ribbon (gift ribbon/ cord/ wool)
- Pinking shears
- Matching yarn





Please note: The dolls tea bags are not suitable for children under 3 years old

Box for Doll Tea Bags

by JULIS - besonders.schön.genäht

You'll need:

- Cardboard or solid paper
- Glue
- Scissors
- Template (you will find on the next page)

